



Funded by
the Better Training for Safer Food
Initiative of the European Union

INSPECTION AND CALIBRATION OF PESTICIDE APPLICATION EQUIPMENT IN PROFESSIONAL USE 2015-2016
Case study

Workshop (Lecture 2) Inspections. Inspection equipment.





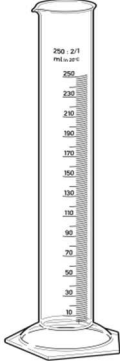
Tutors: Jako Kole & Emilio Gil

- Inspections equipment description.
- Choose your inspection equipment.



In this workshop, the attendants are invited to evaluate and give their opinion about the different devices for inspection procedure.

• **Inspections equipment description..**







Name	Picture	Function	Comments
Tape measure (small)			
Tape measure (big)			
Stopwatch			
Calibrated jug			
Test tube			



Funded by
the Better Training for Safer Food
Initiative of the European Union

INSPECTION AND CALIBRATION OF PESTICIDE APPLICATION EQUIPMENT IN PROFESSIONAL USE 2015-2016

Case study




Name	Picture	Function	Comments
Manometer tester			
Electronic flow rate meter			
Mechanical flow rate meter			
Manometer adaptors			
Calibrated Manometer			
Precision Manometer			



Funded by
the Better Training for Safer Food
Initiative of the European Union

INSPECTION AND CALIBRATION OF PESTICIDE APPLICATION EQUIPMENT IN PROFESSIONAL USE 2015-2016

Case study

Name	Picture	Function	Comments
Nozzle tester			
Horizontal Patternator			
Vertical Patternator			



- **Please, make a proposal about the required equipment to arrange an inspection workshop**

	Name of the equipment	Purpose
1		
2		
3		
4		
5		
6		
7		
8		
9		
10		
11		
12		
13		
14		



Funded by
the Better Training for Safer Food
Initiative of the European Union

INSPECTION AND CALIBRATION OF PESTICIDE APPLICATION EQUIPMENT IN PROFESSIONAL USE 2015-2016
Case study

Comments